

**KITAAPUUTAAP KIPSOOMANIINIK
KUUTIITAAP TUGEN
KREETIT NE TAAY**

ARAAWEETAAP LO, 2023

© KENYA INSTITUTE OF CURRICULUM DEVELOPMENT

Ripot imanta tugul eng kitaapuuni wele iyanaat keepeelu, kee-ayta sikeepo-iisyeen peetuusyek alak anan kokeesirchi welto ake keepo-iisyeen muuswooknoteetaap kasari komaakoonu chamchine siriintetaap kitaapuuni.

Sireet ne taay 2023

ISBN NO 978-9914-43-239-8

Published and printed by

Kenya Institute of Curriculum Development

P. O. Box 30231-00100

NAIROBI-KENYA

Telephone: (020) 3749900-9, 3747994

Fax: 254 (020) 3639130

E-mail: info@kicd.ac.ke.

TUKUUK CHE MI KITAPUUNI

SOOMANEE NE TAAY: KAA.....	1
SOOMANEET NEPO A-EENG’: SUKUUL	8
SOOMANEET NEPO ANG’WAN: CHAMEETAAP KEEY	17
SOOMANEET NEPO MUUT: SAAYIISYEK AK EEKOOSYEK .	23

SOOMANEE NE TAAY: KAA



A. Onkee-ep iit

Po-iisyee 1:

Epchiin iit tyento ak ityen.

Po-iisyee 2:

Epchiin iit kipsoomaniinik alak. Yay ko-uu ye mwoo-ey.


Aroruutik

- Ipuuch koot
- Uus ng'echereeng'uung
- Ker kurkee
- Paankan kikoomba-iik

B. Onkeemwaa

Po-isyee 1:

Keer picha-inichu ak iimwaa kaakatuutichu



Mwaa ng'aleechu

- Chamkeyy
- Saaysere
- I-amuunee nepo kaariroon
- I-amuunee nepo peet
- I-amuunee nepo kooskoleny
- Ru ne myee

Poyiisyee 2:



O-ureeren kaakatyoosyechu ak choorweeng'uung


1. Muren kookati cheepto ne mining'.
2. Koko kookati werit ne mining'.
3. Chepyoosok a-eng che itoroochi keyy.
4. Werit ak cheepto kookati keyy

E. Onkee sooman

Po-iisyee 1:

Keer picha-iinik. Ikeere nee?





Po-iisyee 2:

Inemuun kaatit ak imwaa kiit ne irooti





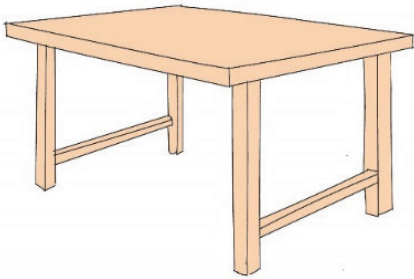
F. Onkee sir

Po-iisyye 1: Ituuye nyukuta-inik che menkeech ak che eechen

K	p
P	r
I	e
O	k
M	i
U	o
R	m
E	u

Po-iisyee 2:

Sir tukuuchu kinyoorchini kaa eng' nyukuta-iinik che menkeech ak che eechen.



Po-iisyee 3:


Sir nyukuta-iinik che mamii.





Te_ee



P_sii



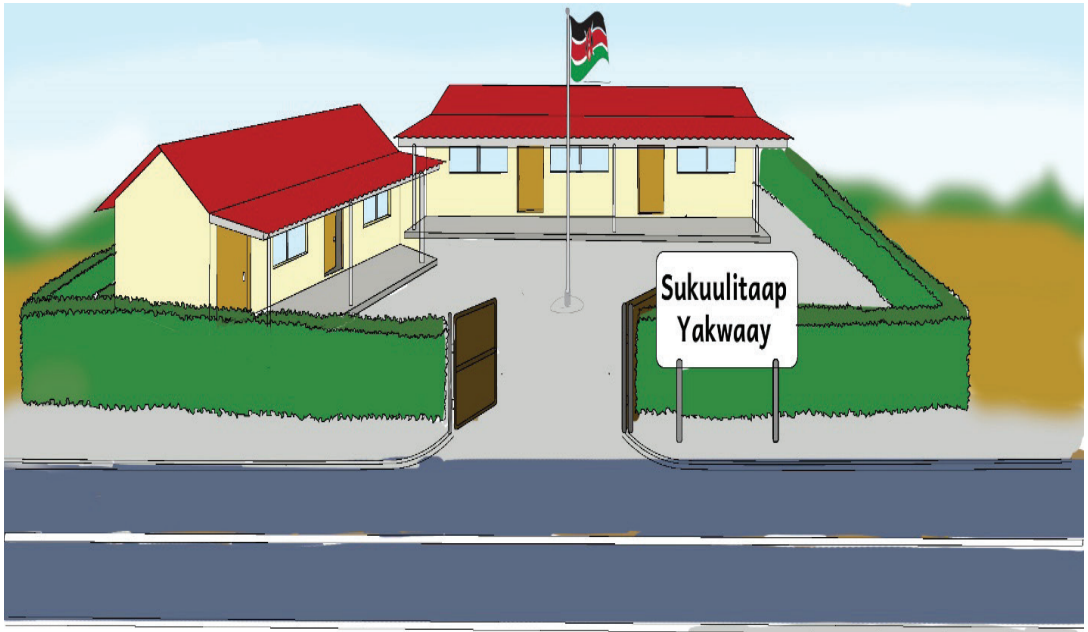
Ar_ee

 <p>COW</p>	Tee_a
	_aat

Po-iisyee 3:

Ipoorun tukuuk ak tyoong'iik che kinyoorchini kaa kotooretin sikiinteng'uung.

SOOMANEET NEPO A-EENG': SUKUUL



A. Onkee-ep iita

Poyiisyye 1

Epchiin iit tweekuutik che kiikitech. Omwaa ak choorweeng'uung tweekuutichoo-ee.

Poyiisyye 2

Epchiin iit koonetiinteng'uung komwoo-ey ng'aleek.

a. Pchey tweekuutikaap ng'aleechoo-ee.

Ko-uu:

kalaamit = Ka - laa - mit

- b. Sir ng'aleechoo-ee ak ipchey.
- c. Epchiin iit choorweeng'uung kosoomani.

B. Onkeeng'alaan


Po-iisyee 1: Ureeryee

Mwoochin choorweeng'uung,

- a. Ng'aleek che mwoo-uun koonetiinte iyay.
- b. Amu nee siikoonyitii koonetikuuk

Po-iisyee 2

Toopen picha-ini.



- Machey koonetiinte koyay nee Kiptoo?
- Makaat koyay nee Kiptoo?
- Amu nee siko makaat kokas iit Kiptoo koonetiinte?

Po-iisyee 3

Otyen tyento ne isupi.

Ipoorwa paagit- Ani paaginyuu

Ipoorwa kalamit - Ani kalaminyuu

Ipoorwa rapa-it - Ani rapa-inyuu

Ipoorwa kitapuu- Ani kitapuunyuu


C. Onkeesooman

Po-iisyee 1:

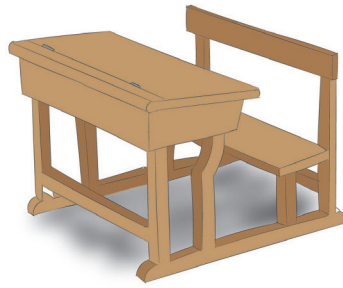
Soomaneetaap picha-iinik

Eng' suruto-iik,


a) Otoopen picha-iinik che isupi.



Plakpootit



Ng'echeree



Kerenkere



mpiree

b) Mwaa che-uutye ne taay eng' kaayna-iikaap picha-iinich-oo.

Po-iisyee 2:

Keesooman ng'aleek

1. Sooman ng'aleek che isupi kokasak.

- b) kalaamit
- c) Chokaa-it
- d) koonetiinte
- e) Kilas
- f) kiwancha

D. Onkee sir

Po-iisyee 1

Ipoorun eng' ee-uu wele kisirtooy ng'aleechu

- a) Rapa-it
- b) Chokaa-it
- c) penteree

Inyiit nyukuta-iinik che mamii.

- a) Kalaam_t
- b) Ki_apuu
- c) Paa_it

Po-iisyee 2

Sir kaayneeng'uung' eng' siruutik che korooron ak ipoorchi
choorweeng'ung'

Po-iisyee 3

- a) Epchii iit koonetiinte kosoomani sentensiisyek.
- b) Sir sentensiisyechoo-ee eng' kitapuung'ung.

SOOMANEET NEPO SOMOK: ATEPTO NE KARAARAN

A. Onkee Ep-iit

Po-iisyee 1

Epchiin iit arooruutik che soomani koonetiinte ak imwaa kokeny.

Kaaykaay, tepii ng'wony
Koonkoy miising' eng' koonunootye
Kaaykaay, asoome achutu kilaaas.

Po-iisyee 2

a) Epchiin iit atiintyoonte ne soomani koonetiinte.



b) Mwaa ng'aleek che keekas che mwaa-ey akopo atepito ne karaaran.

B. Onkeeng'alaan

Po-iisyee 1

i. Otyen tyeni.

Iyii taakaat,

Kimwoo-e koonkoy,

Kiyii choroonook che karooron.

ii. Mwaa nga'leek che ipooru atepito ne karaaran eng' tyento.

Po-iisyee 2

a) O-ureeren ng'aleechu.

Ruto: Kaaykaay Jerop, toos itooretoo kalamit akeenke?

Jerop: Muutyoo Ruto. Atinye akeenke kityo. Kaaykaay soom Kiptoo tinyey a-eng'.

Ruto: Koonkoy.

Jerop: Itakaat Ruto.

a) Ng'aleek nkochoon che ipooru atepito ne karaaran?

b) Mwaa ng'aleek alak che ipooru atepito ne karaaran.

Po-iisyee 3

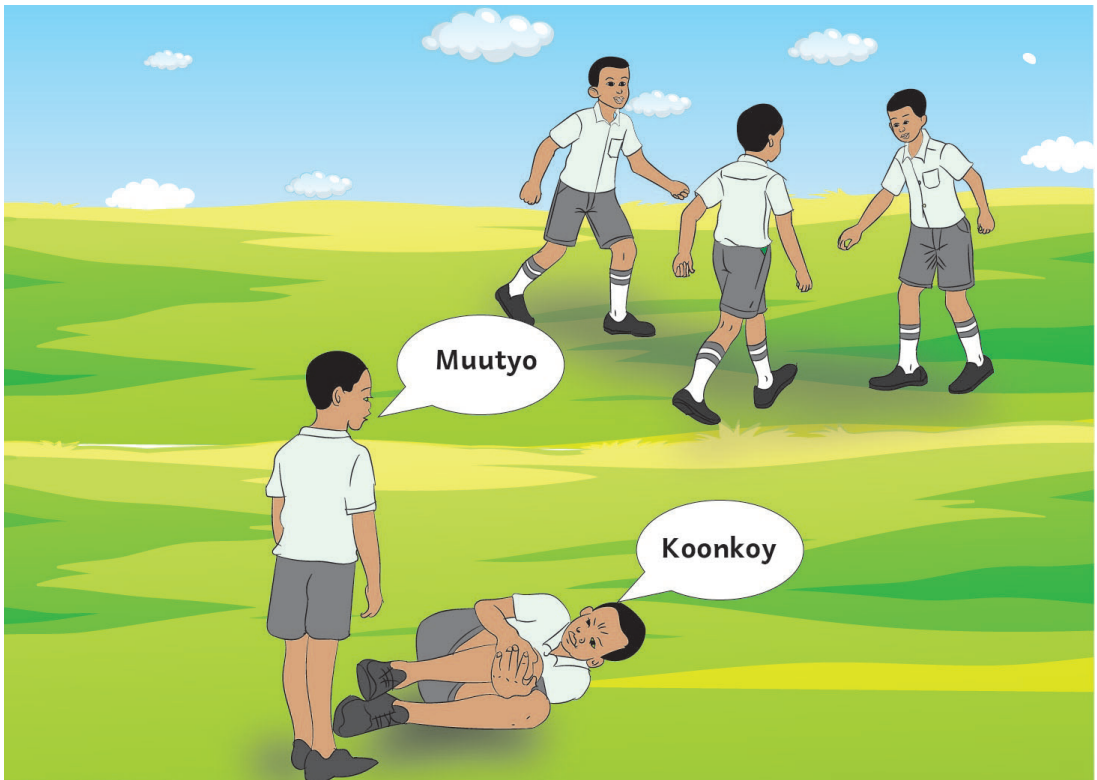
Eng' suruto-iik, o-ureeren ureeryooni.

- a. Icheruu ng'alyoon eng' kikaapu.
- b. Ipoorchi kipsoomaniinik alak
- c. Poyiisyee ng'alyontonoo-ee ichop sentensiisyek.

D. Onkeesooman

Po-iisyee 1

(a) Toopen picha-ini.





(b) Nee ne tesetaay eng' picha-inik?

Po-iisyee 2

Toopen siruutik che mii kaatiisyek che ipooruun koonetiinte ak isooman kokasaka.

Po-iisyee 3

- Toopen picha-ini
- Osooman ak choorweeng'uung ng'aleek .

C. Onkeesir

Po-iisyee 1

- a. Epchiin iit ng'aleek che soomani koonetiinte.
- b. Sir ng'aleechoo-ee eng' kitapuung'uung.

Po-iisyee 2

Sir nyukuta-inik che mamii eng' ng'aleechu.

Itaa_at

Koo_koy

T_os

Kaa_kaay

Po-iisyee 3




Sir sentensiisyek che nwook ipoyiisyeen ng'aleek che ipooru atepto ne karaaran.




SOOMANEET NEPO ANG'WAN: CHAMEETAAP KEYY

A. Onkeekas

Po-iisyye 1:

Mwaa ng'aleechu mwoo-uun koonetiinteng'uung'.

	kichanuwee
	kipsiiteywee
	sapunii

	Kericheekaap keeleek
	piriirwee
	ankachiipit

Po-iisyee 2:

Epchiin iit tyento ne kakitech. Tyen ak iyay arooruutik che mwaa-ey tyento.

B. Onkeeng'alaan

Po-iisyee 1:

Ong'alaaneen picha-it ne isupi.



Po-iisyee 2:


Otyen tyeni

A-unii ee-uunek ak tokeenyyu,
Achanuanii suumeekyuuk,
A-unii ankachiipinyuu,
Atuuche kuutiinyuu,
Asiite keelekyuuk.

C. Onkeesooman

Po-iisyee 1

Toopen picha-iinichu. Mwaachin choorweeng'uung kiit ne iroo-
ti.



Po-iisyee 2

Sooman atiintyontoni.

KIBET NE KII-IMNYAN


Kii-ureereni Kibet ak chooroonookyik. Eng yoo-ee, ko-am moo. Koteepee chooroonookyik kole, “Kaamin nee Kibet?” Kowalchi Kibet kole “kaa-am lokoyaan ne kaa-al eng’ tukee komaa-un, ama-uun ee-uunekyuuk.”



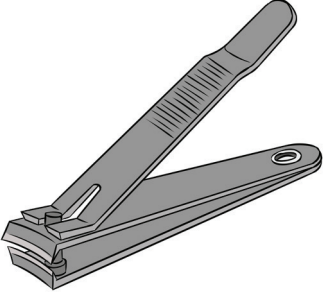
Komwoochi muutyo choroonyikyik. Komwoochi ineen kole makaat kee-uun lokoyaatak ee-uunek. Koonet keyy Kibet ak choroonyikyik akopo chameetaap keyy.

- Kilyaa-en sikoomnyan kibet?
- Kii makaat koyay nee Kibet simamnyan?

C. Onkeesir

Po-iisyee 1: Sir kaasiitaap tukuuchu.

Item	Use
	<hr/>

<p>kichanuee</p> 	<hr/>
	<hr/>
	<hr/>

Po-iisyye 2:

Chooran akisal.

kipsiteywaa	ankachiipit
maskit	kichanua

Po-iisyee 3:

sir nyukuta-iinik che mamii.

- a) ma_kit
- b) sa-unit
- c) pe_k
- d) kel_ek

SOOMANEET NEPO MUUT: SAAYIISYEK AK EEKOOSYEK

A. ONKEE-EP IIT

Po-iisyee 1:

Epchiin iit kiit ne mwaa-e koonetiinte ak imwaa.

Po-iisyee 1:

Ityen tyeni.

*Kaakorir eemee, onkeng'etyen,
Kaakoech eemee, onkeekey tuka,
Kaakoech eemee, onkepay tuka,
Kaako-ek peet kween, nko-e peek tuka,
Kaako-imen eemee, onkeyum tuka.*

B. Onkeemwaa


Po-iisyee 1:

Mwaachin choorweeng'uung peetuu ak araawe ne kiikisichin.

Po-iisyee

Toopen picha-iinichu.

2:



- a) Irootii nee?
- b) Iya-e nee eng' saa-iisyek che ipooru picha-iisyek.

C. Onkeesooman

Po-iisyee 1:

Icheruu ng'alyon ak isooman kokasak.



Po-iisyee 2:



Sooman sentensiisyechu.

1. Kirwe keemooy.
2. Kipeenti sukuul kong'ete Chumatatu akoy Chumaa.
3. Araaweetaap ang'wan ko makipeenti sukuul.
4. Kikoole paantek yaa roopani.
5. Kikesiisyeyii yaa yaamaat emee.

D. Onkeesir

Po-iisyee 1:

Sir Kaayna-iikaap saayiisyekaap peetuu.



Po-iisyee 2:

Inyiit sentensiisyek che isupi.

Kosomok Kooskoleny Araawee ne taay kaariroon

1. King'eete _____.
2. _____ ko araawee nepo taay eng' kinyii.
3. _____ ko peetuu nepo somok eng' wikii.
4. Rootu tuuka _____.

